

RELIGION:

You have completed the Judaism - Other Religions IAT.

Your Result

There were too many errors made to determine a result.

Thank you for your participation. Just below is a breakdown of the scores generated by others. Most respondents find it easier to associate *Other Religions* with *Bad* and *Judaism* with *Good* compared to the reverse.



Anti-Semitism is widely believed to have declined in the last century, but nevertheless still exists, and may now exist more in implicit than overt form. This test uses symbols associated with Judaism, and contrasts them with combined symbols of several other religions. This design was intended to create a more general test than one that contrasted Judaic symbols with those of just a single other religion.

Many of the questions that you answered on the previous page have been addressed in research over the last 10 years. For example, the order that you performed the response pairing is influential, but procedural corrections largely eliminate that influence (see [FAQ #1](#)). Each visitor to the site completes the task in a randomized order. If you would like to learn more about the IAT, please visit the [FAQs and background information](#) section.

You are welcome to try [additional demonstration tasks](#), and we encourage you to register (easy) for the [research site](#) where you will gain access to studies about more than 100 topics about social groups, personality, pop culture, and more.



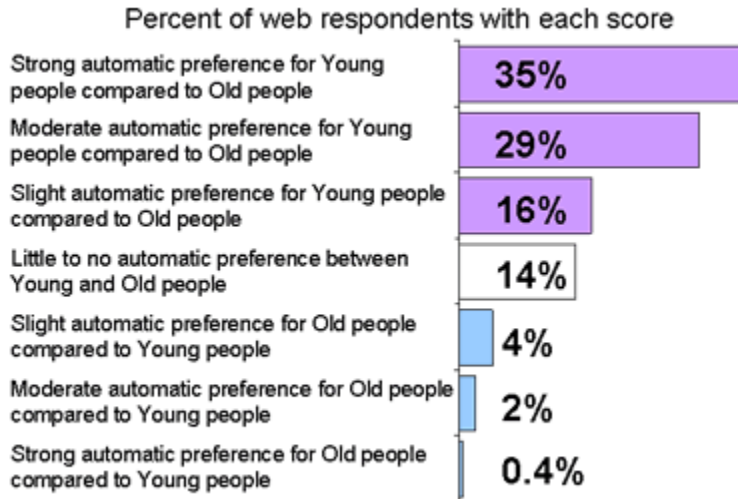
AGE:

You have completed the Young - Old IAT.

Your Result

Your data suggest a strong automatic preference for Young compared to Old.

Thank you for your participation. Just below is a breakdown of the scores generated by others. Most respondents, even the elderly, find it easier to associate *Old people* with *Bad* and *Young people* with *Good* compared to the reverse.



[Click for detailed summary](#)

Many of the questions that you answered on the previous page have been addressed in research over the last 10 years. For example, the order that you performed the response pairing is influential, but procedural corrections largely eliminate that influence (see [FAQ #1](#)). Each visitor to the site completes the task in a randomized order. If you would like to learn more about the IAT, please visit the [FAQs and background information](#) section.

You are welcome to try [additional demonstration tasks](#), and we encourage you to register (easy) for the [research site](#) where you will gain access to studies about more than 100 topics about social groups, personality, pop culture, and more.

[FAQs](#) || [Research site](#) || [Demo site](#) || [Project Implicit Home](#)

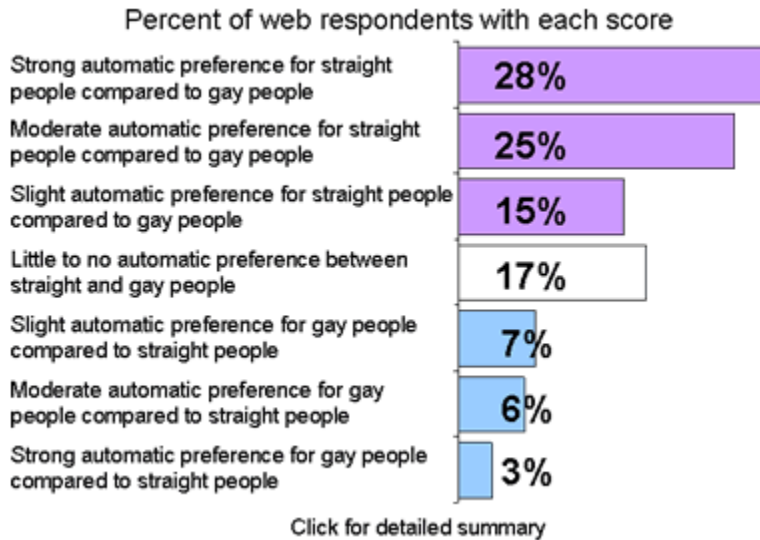
SEXUALITY:

You have completed the Gay - Straight IAT.

Your Result

Your data suggest a strong automatic preference for Straight People compared to Gay People.

Thank you for your participation. Just below is a breakdown of the scores generated by others. Most respondents find it easier to associate *Gay people* with *Bad* and *Straight people* with *Good* compared to the reverse.



Attitudes vary in the degree to which their expression is socially acceptable. For example, to express liking or favorability toward one's school or local sports team is socially acceptable just as it seems to be acceptable, in the appropriate circumstances, to express negative attitudes toward a rival school or sports team.

In recent years, it has become less socially acceptable to express negative attitudes toward some groups, for example groups defined by race or by physical disability. In this context, attitudes toward gay people are of special interest because laboratory studies show that the social acceptability of negative attitudes toward gays has changed relatively little in recent years. We also know that anti-gay attitudes are observed on measures of implicit attitude such as the IAT, and that a person's conscious and implicit attitudes toward gays are more often in agreement with each other than they are for some other socially significant domains.

Many of the questions that you answered on the previous page have been addressed in research over the last 10 years. For example, the order that you performed the response pairing is influential, but procedural corrections largely eliminate that influence (see [FAQ #1](#)). Each visitor to the site completes the task in a randomized order. If you would like to learn more about the IAT, please visit the [FAQs and background information](#) section.

You are welcome to try [additional demonstration tasks](#), and we encourage you to register (easy) for the [research site](#) where you will gain access to studies about more than 100 topics about social groups, personality, pop culture, and more.

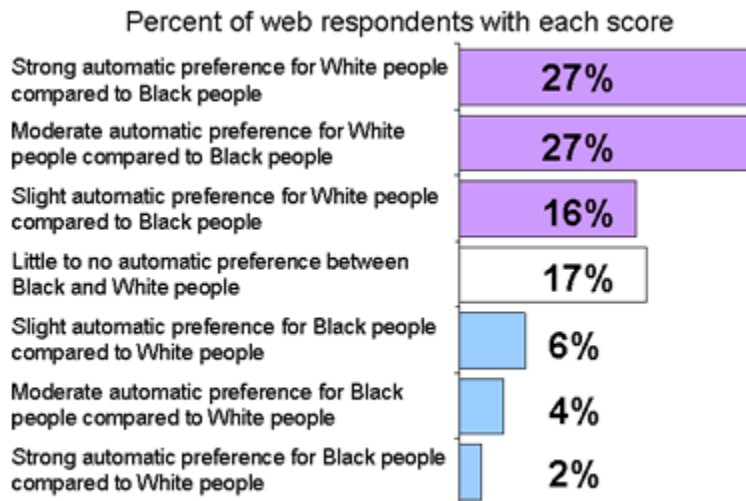
RACE:

You have completed the African American - European American IAT.

Your Result

Your data suggest little to no automatic preference between European American and African American.

Thank you for your participation. Just below is a breakdown of the scores generated by others. Most respondents find it easier to associate *African American* with *Bad* and *European American* with *Good* compared to the reverse.



[Click for detailed summary](#)

Many of the questions that you answered on the previous page have been addressed in research over the last 10 years. For example, the order that you performed the response pairing is influential, but procedural corrections largely eliminate that influence (see [FAQ #1](#)). Each visitor to the site completes the task in a randomized order. If you would like to learn more about the IAT, please visit the [FAQs and background information](#) section.

You are welcome to try [additional demonstration tasks](#), and we encourage you to register (easy) for the [research site](#) where you will gain access to studies about more than 100 topics about social groups, personality, pop culture, and more.

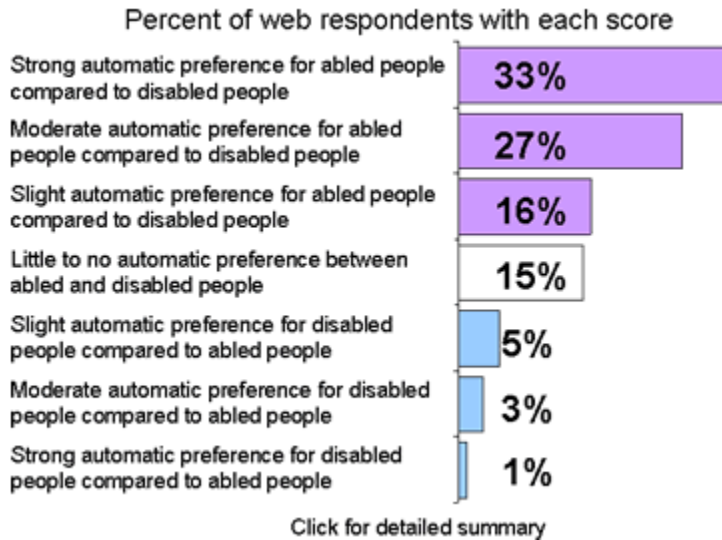
[FAQs](#) || [Research site](#) || [Demo site](#) || [Project Implicit Home](#)

DISABILITY:

Your Result

Your data suggest a strong automatic preference for Abled Persons compared to Disabled Persons.

Thank you for your participation. Just below is a breakdown of the scores generated by others. Most respondents find it easier to associate *Disabled Persons* with *Bad* and *Abled Persons* with *Good* compared to the reverse.



Many of the questions that you answered on the previous page have been addressed in research over the last 10 years. For example, the order that you performed the response pairing is influential, but procedural corrections largely eliminate that influence (see [FAQ #1](#)). Each visitor to the site completes the task in a randomized order. If you would like to learn more about the IAT, please visit the [FAQs and background information](#) section.

Although the disabilities we depict in this test are physical, they have the potential to function as social stigmas. This test measures a likely indicator of such stigma in the form of an implicit bias against people with physical disability. Such bias may be present in persons who do not consciously hold any negative attitude toward the disabled. As such it is important to be vigilant about its power to potentially influence behavior toward those who are disabled, compared to those who do not have a disability.

The test represents the disabled category with symbols that are familiar from their uses as public signs. We contrast these signs with other, neutral, public symbols. Because physical disability has no borders, we have used symbols that should be recognizable internationally, permitting the test to be used world wide.

You are welcome to try [additional demonstration tasks](#), and we encourage you to register (easy) for the [research site](#) where you will gain access to studies about more than 100 topics about social groups, personality, pop culture, and more.

On the Tolerance.org website it talked about biases and how we can acquire these standards even if we aren't consciously thinking it. The website states that "studies show how people can be consciously committed to egalitarianism, and deliberately work to behave without prejudice, yet still possess hidden negative prejudices or stereotypes. So even though we believe we see and treat people as equals, hidden biases may still influence our perceptions and actions".

I of course thought that I had no biases against anyone and that I will let people be who they are and leave the judging to God. However, after taking the online test, which the results are shown above, it has become clear that even though I don't hold anything personal there are still parts within in me that I cannot help but to feel a certain way or yield to one side a little more than another.

In one of the topics, on sexuality, the results show that I prefer straight people compared to gay. I believe this is true however; questions that follow made me feel as if the test were saying that I have a problem with gays. I don't feel that is true in that I have a number of people that I associate with on a regular basis that are homosexual. I don't treat them any different than I would any other person. I am not gay nor would I like to be but in my opinion that doesn't give me the right to judge someone that is. This is why

I don't judge and the results might show that I prefer straight people compared to homosexuals probably because of my answers toward my religious base.

As far as the other topics, this test can show variation, however I believe that most of my views are the same and I treat everyone equally whether you're black, white, male, female, able, disabled, Christian, or Jew.